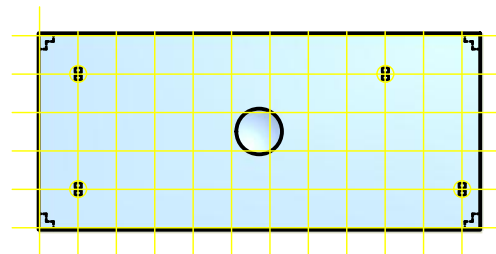

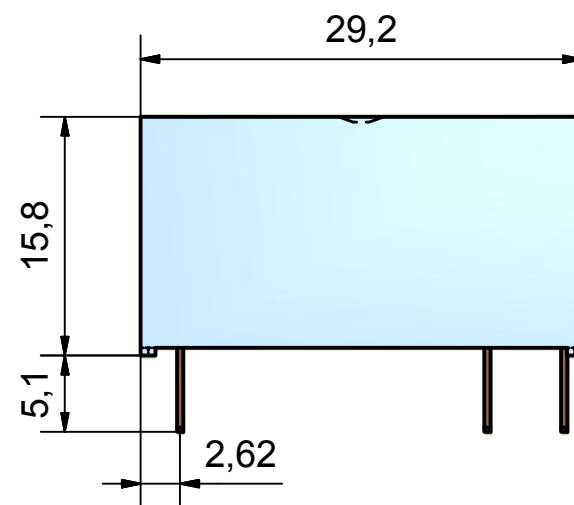
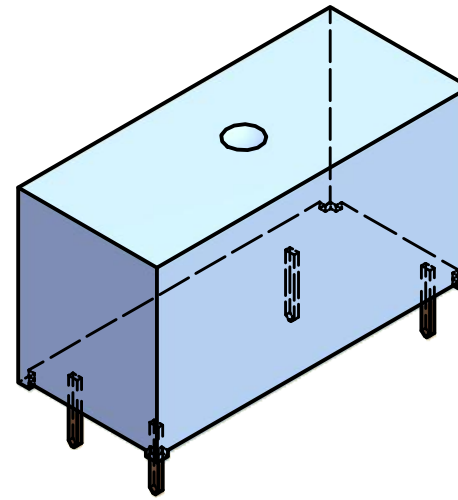



Technical drawing of a rectangular plate with the following specifications:

- Overall width: 13
- Overall height: 2,54
- Four mounting holes: 4 $\varnothing 1,1$
- Central circular feature: $\varnothing 1,1$
- Grid lines: Yellow grid lines are shown at 1 mm intervals.



Any change made on this CAD document must be forwarded for update in the original computer file.									
design forwarded:									F
STA07220 STD03205									E
STD03505 STD07105									D
format sheet respectful of the scales: A3									C
10/01/11		Creation							B
Ref:	Qty:	Folio : 1 / 1	date created or modified				Valid	ind.	A
 celduc relais		www.celduc-relais.com tel: +33 (0)4 77 53 90 27 fax +33 (0)4 77 53 85 51 gthollot@celduc.com		general tolerances Obs:		Material			
5, rue Ampère BP 30004 42290 SORBIERS FRANCE		Solid state relays overall dimensions						Number and index doc 2D3D 581 A	
This document is the exclusive property of the Celduc relay company. Whatever the process, it will be neither reproduced nor communicated, nor used without written permission.									